

MCHS

CONSTRUCTION PROJECT UPDATE – AUGUST 5, 2019



CONSTRUCTION PROJECT UPDATE

- **BUILDINGS – COMPLETED LAST 30 DAYS**

- CTE...ELEVATOR ROUGH IN IS COMPLETE. KITCHEN EQUIPMENT IN CULINARY ARTS HAS BEEN PLACED. WATERLINE TIE IN IS COMPLETE. HYDRONIC FLUSH SCHEDULED. CEILING GRID IS 90%. PAINTING IS ONGOING.
- HS...TPO ROOF ON OFFICE AREA A1 AND D IS AT 90%. EXTERIOR SHEATHING FOR AREA E SOUTH IS COMPLETE, BRICK IN PROGRESS. STONE BASE OF ROADWAY TO GLENN STREET AND STUDENT PARKING IS ONGOING. MEP UNDER-SLAB ROUGH IN AT VISITOR CONCESSIONS/RESTROOM IS COMPLETE. CMU AT STADIUM RESTROOMS IS 95% COMPLETE. DUG-OUT CMU IS COMPLETE. SPORTS LIGHTING IS COMPLETE.

CONSTRUCTION PROJECT UPDATE

- **NEXT 30 DAYS**

- CTE –CHILLER START UP 8/6. CONTINUE CEILING GRID AND PAINTING. CONTINUE OVERHEAD MEP. BEGIN AIR LINES AND INSTALLING HOSE REELS. PREPARE WELDING AREA FOR OWNER INSTALLED WELDING BOOTHS. BEGIN INSTALLING VCT.
- HS –STEEL ERECTION TO BEGIN IN AREA B. IN-WALL ROUGH-IN MEP ON 1ST AND 2ND FLOORS OF AREAS C, E AND F. OVERHEAD ROUGH-IN IN AREA A IS ON GOING, ALL TRADES.
- SITE –MEP ROUGH-IN OF ALL OUT-BUILDINGS ARE ON GOING. CURB AND GUTTER ON MAIN ROADWAY TO BE RE-POURED. BEGIN SITE SIDEWALKS. GOAL POST AND SCORE BOARD INFRASTRUCTURE TO BE INSTALLED NEXT TWO WEEKS. GRAND STAND RIP RAP, FOOTERS, AND MOUNTS TO BEGIN IN NEXT TWO WEEKS. CONCESSION STAND SLAB POUR SCHEDULED FOR 8/2.
- NEXT PROGRESS MEETING IS SCHEDULED FOR SEPTEMBER 5, 2019.



BRANCH

BRANCH
CIVIL

STEEL SUPPLY & ERECTION CO., INC.
ASHEBORO, NC
336 - 625 - 4830

BUTNER
CONSTRUCTION

ACE Electric, Inc.
ELECTRICAL AND COMMUNICATIONS CONTRACTORS

Fire Sprinkler
Service, LLC

API FOAM

CTE SUBSTANTIAL COMPLETION DATE – 11/06/2019

MCHS SUBSTANTIAL COMPLETION DATE – 3/25/2020

Next Meeting Date 9/5/2019

Chandler inc.

05/01/2019

BLANCHET CONCRETE
PUMPING, L.L.C.

05/01/2019

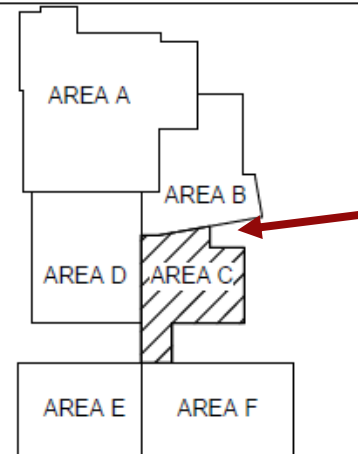
MECHWORKS
MECHANICAL CONTRACTORS, INC.
www.mechworksinc.com

DRYWALL, LLC
FRAMING, DRYWALL &
ACOUSTICAL CEILINGS
336-893-7152

MECHANICAL
www.SPCmechanical.com



**Work In Progress:
Installing Dining Room Window
Frames
Brick Veneer East Face of Dining**



Main Entrance into Montgomery Central High School

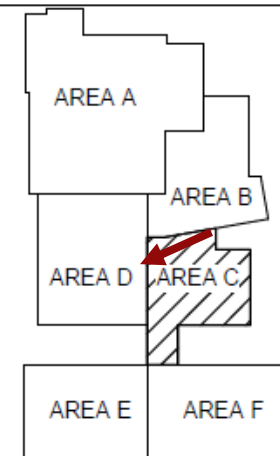


Main Entrance from Main Corridor

Work In Progress:
Area blocked for lift traffic – roofers

Note:
Proposed location of mounted
Timberwolf

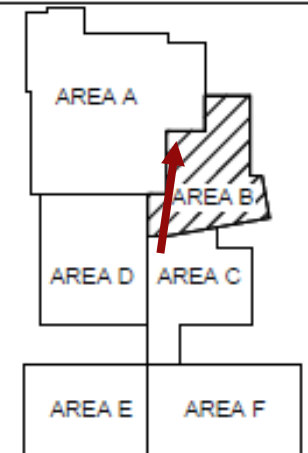
KEY PLAN





Work In Progress:
Cleaning area in preparation of
stone
Laying CMU blocks at Health Rooms
Preparing for Overhead Structural
Steel

KEY PLAN



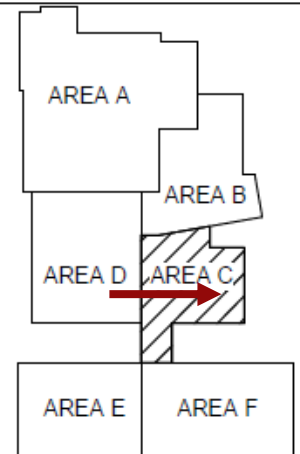
Auditorium Left – Gym Straight – Café Sky Fold Door Right



Media Center from Daylight Window Area D

**Work In Progress:
Overhead Mechanical Piping
Light Gauge Metal Framing**

KEY PLAN

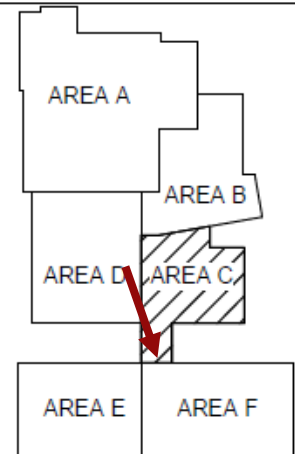




Connector Mezzanine From Daylight Window Area D

Work In Progress:
Overhead Piping
Connector Exterior Framing
Photo from Daylight Window Frame

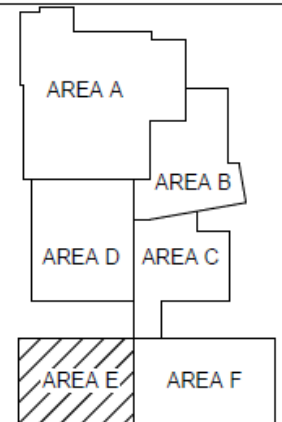
KEY PLAN





Work In Progress:
Exterior Sheathing
Framing Chemistry Rooms
Blocking for windows
Installing sun screen mounts

KEY PLAN

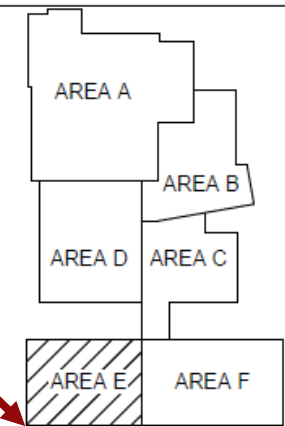


South Face of Area E and F



Work In Progress:
Exterior Brick Veneer
Exterior Sheathing
West Main Stairs!! No more
Ladder!
TPO roof Area D – Band Room

KEY PLAN

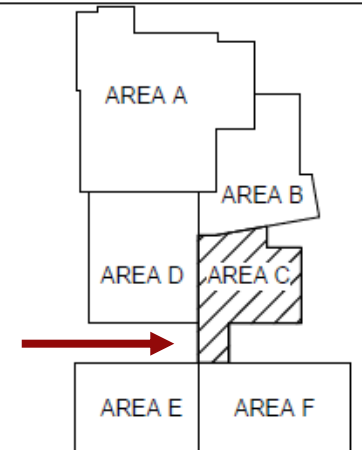


West Face of Area E, Connector, and Band Room



Work In Progress:
Laying Brick Veneer
Installing Connector Metal Framing
Installing Window Frames

KEY PLAN



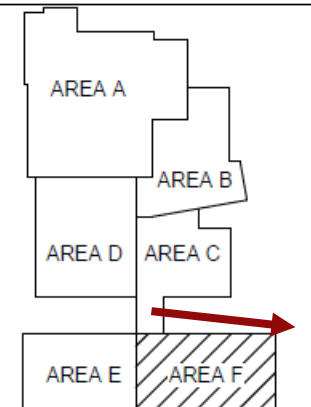
West Face of Connector



North Face of Instruction Wing Area F

Work In Progress:
Cleaning Brick Veneer
Setting scaffold for next section
Installing window frames

KEY PLAN

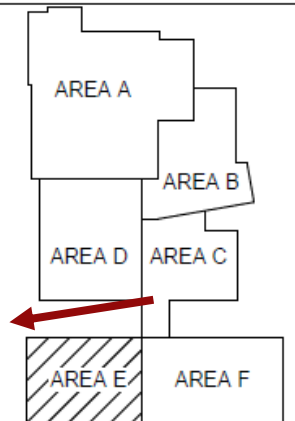




Courtyard between E and D

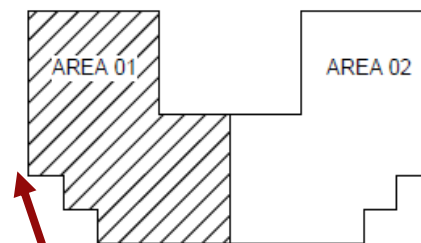
**Work In Progress:
Exterior Brick Veneer
Window Frames**

KEY PLAN





Work In Progress:
Exterior Glazing
Roof Drain Connection – Inside
Exterior Metal Panel Veneer
Mechanical Work at Chiller



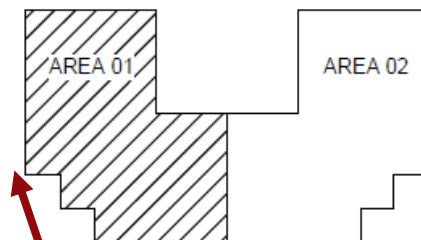
West Stairwell of CTE Building



South Face of CTE Building

Work in Progress:
Sun shade brackets into brick
Preparing for site grade work

KEY PLAN





**Work In Progress:
Exterior Metal Canopy
Metal Roll Up Doors**

KEY PLAN

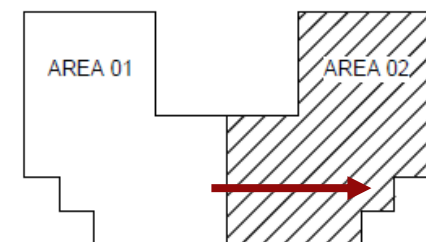


CTE Rear Canopy



Work in Progress:
Installation of Elevator
Blackout paint corridor ceiling
Overhead low voltage data
cables
Overhead ceiling grid – “clouds”
Note setback off wall

KEY PLAN



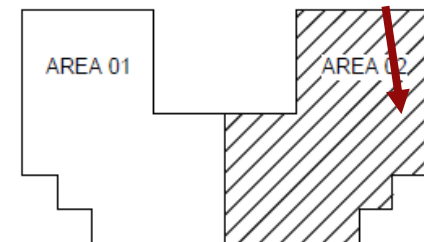
CTE Area 2 First Floor Corridor – Elevator Shaft Right



Welding Classroom and Mezzanine

Work In Progress:
Main Electrical Bus Bar
Mezzanine Mechanical Work
Paint Ceilings
Air Hose Reel Mockup
Paint Metal Frames
Paint Walls

KEY PLAN

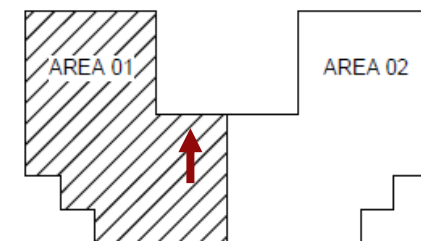




Flex Lab Overhead Work in Progress

**Work In Progress:
Electrical Reels
Overhead Lighting**

KEY PLAN





Work In Progress:
Overhead Ceiling Grids
Wall/Metal Frame Paint
Overhead Light Fixtures

KEY PLAN



Health Occupation Classroom – Second Floor



Girls Softball and Boys Baseball Fields

Work In Progress:
Field Lighting
Dugouts
Below Slab Plumbing for
Restroom/Concession Stand
Framing for Running Track Edge



Future Home Side Bleacher Area

**Work In Progress:
Football Field Lighting
Construction of Home Side
Restrooms and Concession
Stand**



Retaining Wall Sidewalk in progress

**Work In Progress:
Pouring Main Sidewalk to Athletic
Fields
Tennis Court Lighting**



And now we have a sidewalk

Work In Progress:
Sidewalk to fields curing



Home Side Concession Stand and Restroom Facility

Work In Progress:
Electrical/Plumbing for Concession
Stand
Under Slab Stone
Erect Walls for Restroom Facility



“QUIK-Brick” Wall Construction

Work In Progress:
Quik-Brick Allows utilities to be installed into wall, saves time and money.



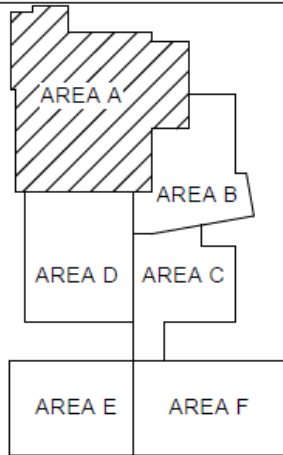
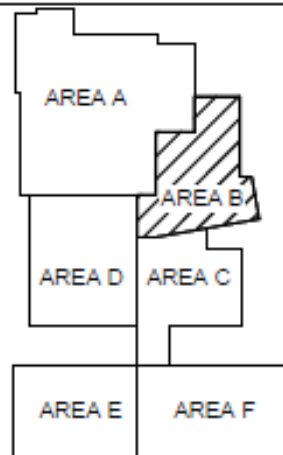
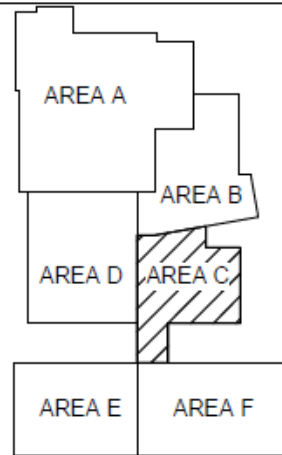
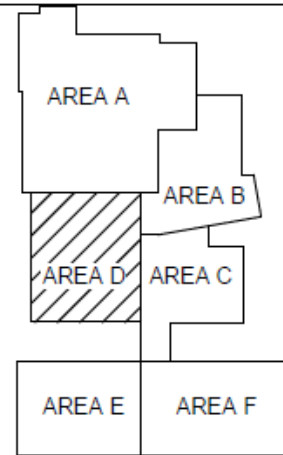
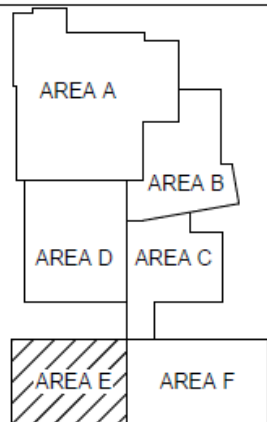
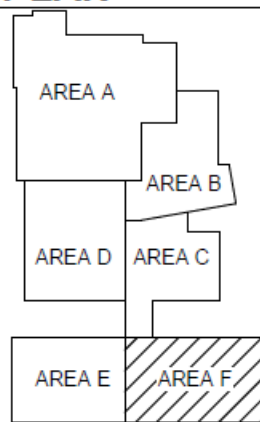
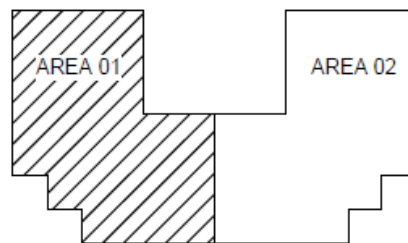
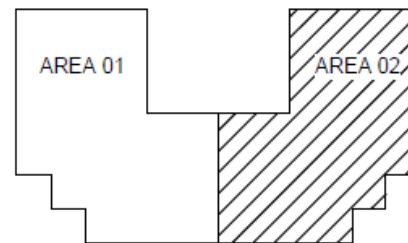
View from Top of Home Side Bleachers



Montgomery Central High School from Home Bleachers



END SLIDE – QUESTIONS???

KEY PLAN**KEY PLAN****KEY PLAN****KEY PLAN****KEY PLAN****KEY PLAN****KEY PLAN****KEY PLAN**

KEY BLOCK – DO NOT DELETE